



Autumn has arrived and the leaves on the trees are changing colour and starting to fall. The weather has been changeable but we've still been getting outside to explore and play with our friends most days.



MOTHER'S DAY CLOTHES SWAP

Friday 10th May – 7pm – 9pm

Ladies, have you got clothes, handbags, scarves etc in your wardrobe that you don't wear anymore?

Why not bring these items along and 'swap' them with other ladies unworn clothes etc.

(no money will change hands).

Please make sure all clothes etc are clean and in good condition.

Although Greendale are having one this week, we decided to proceed to give us all a night out....

STAFFING

We are pleased to let everyone know that we have two new members of staff joining our team. Leigh started last week and will be building up to full time over the next few weeks.

Kara will be started on Monday, again full time.

Please introduce yourself to the new faces.

Leigh and Kara are both experienced early childhood teachers.

We hope you will welcome them both to our wonderful community.



Unfortunately on the other side we have two staff members moving on and their last day will be Friday 17th May. Amy is heading to Nelson with her husband Daniel, who has a new job. And Jasmine will be moving to a preschool in her home town of Rakaia.

We are sad to see them both go but understand their positions. We hope you will join us in wishing them both well.

IN THE NURSERY THIS MONTH.....

As the seasons move on and our outdoor environment changes, our tamariki/children have relished exploring these changes with all of their senses. The crunchy leaves that kaiako Netty brought in proved to be a fantastic sensory experience for all to enjoy and discover the wonder of autumn. The cooler dewy mornings have meant that our babies crawling have had a new texture to explore first thing, touching the wet grass and then examining their little hands to see why they are wet....These magical moments are always a reminder to us to slow down and appreciate nature and how our tamariki can



Slow down on the corner & the driveway please. Keep us all safe.

LATE PICKUPS and ABSENCES

Please remember if you are going to be late picking up your child or if they are going to be away you can phone **03 318 8836** or email darfieldpreschool@xtra.co.nz or text **027 594 8423** thank you ☺

****If you do not let us know you are going to be late picking up your child, you will be charged a late fee of \$1 a minute. ****



NO PEANUTS PLEASE

We are a completely peanut free centre. This means no peanuts, no peanut butter sandwiches and no bars with peanuts on. Nutella is fine.



#GUMBOOT UP THIS FRIDAY!

Thank you for your support on #Gumboot Day – we raised \$77.50 for this great cause.

FISH AND CHIP NIGHT

It was great to see so many of you at our fish and chip evening. We hope the children enjoyed the Easter egg hunt and all the adults enjoyed a catch up.



WORKING BEE

On Sunday 19th May we will be having another working bee to get a few jobs done before the winter. We have a varied list of things to do. If you are unable to help on the day but would like to do a job in the evenings or another day please come and see us.

learn so much from the world around us.

Our trips to see the hoiho/horse, is another example of making the most of nature and our wonderful rural environment! The tamariki have learnt to make connections between their homes (some are lucky to have or know of horses at home) and recognise the real creature that




we see in our books here at Nursery. These connections are important for our children as they learn to make sense of the inter-relationship between their homes, community and the wider world and recognise themselves and where they belong within this circle.

This month some of our older tamariki have turned the big 2 and have transitioned to The Preschool! We are so proud of how they have accepted these changes and are doing so well! We look forward to seeing them when they pop back for visits and to having chats with them across the fence. We have also welcomed some new little friends who join us and have enjoyed getting to know them and their whānau/family.



The arrival of Logan's new baby sister Dani has also brought much excitement - a big congratulations to The Wood whanau on the arrival of your beautiful baby girl. The tamariki have been very curious about the new babies, coming to say hi and wanting to get to know them. We safely encourage these relationships with our support, as our tamariki learn so much from each other and helping the younger children is such a valuable experience for our older children, teaching them all about respect, care, kindness as well as pride in themselves for being competent and able helpers.



Thanks to all our Nursery whanau for a lovely month. From The Team: Mel, Janice, Netty, Sara, Pietta, Kate and Chelsey

WOW, WHAT A MONTH IN THE PRESCHOOL....

In the Preschool this month we have had such an exciting time with so many things happening.



We had a couple of trips to the Darfield fire station where we got to ask lots of questions, we learnt about smoke alarms, we tried commando crawling and

practiced crawling for 'Get down, get low, get out, we tried on fire uniforms and some of us even got to ride in the vintage fire truck.

We jam packed the school holidays with lots of fun themed days such as a dinosaur egg hunt, a super dinosaur disco, yummy baking and even a teddy bear's picnic where we enjoyed sharing fairy bread with our teddies. We spent time learning about the meaning of ANZAC Day through stories at mat time and constructed our ANZAC wreath which the tamariki put lots of hard work and time into making so many poppies. We've had lots of fun doing science



experiments at mat times which gets everyone excited wondering what's going to happen.

We've also been very arty getting our inspiration from the beautiful autumn colours of reds, oranges, browns and golds, and have created our own autumn leaves for inside.



Hope you've been following our adventures on the Educa Notice Board each day, we love reading your comments.

Phew, wonder what exciting things the month of May will bring???

Kia ora rawa atu
The Darfield Preschool Team

FOUR YEAR OLDS SLEEPOVER

Exciting times ahead for our 4 year olds as we start planning our annual sleepover. This year we will be having our sleepover on **Thursday 20th June**. Letters will be coming out to those children who will have turned 4 by the sleepover date. If you need to know anything sooner, please speak to Jane or any of the teachers.

20 ECE HOURS REMINDER

Every child over 3 years old gets 20 (free) ECE hours that can be used each week. We can only use a maximum of 6 hours per day so if your child is booked in for longer than 6 hours you have to pay the rest of that days fees.

If your child picks up an extra day or swaps days they are usually filling the space of a child that is absent and you will need to pay for that extra day.

Creating a small world experience

As you all know we have been exploring the topic of dinosaurs, one of the tamariki's favourite activities was the dinosaur small world. It was created in the large tuff tray using large dinosaurs and natural resources to create a dinosaur world to explore. Included were some live plants, pinecones, shells, logs, driftwood and even a bird's nest. Many of the children spent time exploring and playing within the environment we had created.



I decided to recreate this experience at home with my own children as anyone could. Firstly I needed a shallow enough container, I found an old wooden box, anything could be used but it should fit in the area they will play in easily. Then you need a base, for my small world I used the insulation from my bargain box. You could use sand, pebbles, water, some freshly mown

grass, whatever gives it a nice overall base, at preschool we sometimes make a swamp type texture with sand, water and dishwashing liquid it gives it a different texture. After that we added big structures like rocks, driftwood, branches, pot



plants (at preschool we use things that we have found on the ground, not taken from trees as this encourages kindness towards our environment). Then we added in the dinosaurs, ours are half the size of the ones at preschool which fitted better into the small world.

When I did this at home with my children, Emily and Harry we spent some time collecting lots of fallen branches and leaves, with it being autumn these were

readily available. Pinecones, acorns and chestnuts




were also carefully collected and used in our small world experience, just remember when you are finished with natural resources to return them to Papatuanuku ideally the place you collected

them from.

Once our small world was created and looked just the way we wanted, we used the iPad to take some photos. Using the 3x3 grid mode on your device and line up an area of interest on the point where they meet. I have included some of the photos Emily and Harry took using this method.



It is a great way of incorporating technology into their play as well as getting an idea of their view of the world. You can use any camera, phone to take photos with. Afterwards Emily and Harry played for a long time, enjoying making growls and stomp stomps and even creating a little nest with acorn eggs.




You can make a small world out of any type of toys, they may have different types of animals to make a farm, zoo, jungle or under the sea small world. Vehicles of many different types to make a building site, city or dirt track. There are endless opportunities for you and your child's creativity.

By Ariana



Empty wooden box and insulation from my bargain boxes and natural resources were put into our small world.



WET & SOILED CLOTHES

We have no plastic bags here for wet or soiled clothes. Any wet clothes will be put in the front pocket of your child's backpack unless another bag is provided. We still have lots of wet bags available from the office for \$10 if you'd like to purchase one.

HAVE YOU MOVED HOUSE RECENTLY?

Please remember to give us any new phone numbers, email addresses or home addresses if these have changed. Also check your emergency contact haven't changed their phone numbers either. Thank you.



BIRTHDAYS IN MAY

We would like to wish the following tamariki a very Happy Birthday.....

Annabelle Peacock (4)

Isla Wijnhout (3)

Archie Judd (5)

Pippa Thwaites (5)



We say a sad goodbye to Archie Judd and Pippa Thwaites who are off to school this month, we wish you both all the best.



PROFILE BOOKS & EDUCA

Profile books are always available for you to take home and share with other family members. Feel free to add photos of any adventures you had over the holidays as we'd love to see them and talk about them with your child. All stories are also put onto Educa each month. Remember to check out the Educa noticeboards for daily photos and information.



ENTERTAINMENT BOOKS

The new shiny Entertainment Books are in the office! If you'd like to order one click on the link below or see Lou.

<https://www.entertainmentbook.co.nz/orderbooks/9a27754>



DATES FOR YOUR DIARY

Some important dates for you to remember.... **Mother's Day Clothes Swap – Friday 10th May**

Working Bee – Sunday 19th May

Queen's Birthday – Monday 3rd June – we are closed

Four year old sleepover – Thursday 20th June

Have a great month / Mā te wā

CLARE AND THE TEAM



Don't forget to like our Darfield Preschool & Nursery Facebook page. This is where we post news, important reminders and even closures due to snow etc. so please go and like the page and keep informed. We will of course still send out newsletters, emails and put important messages on our answer machine if needed.

Phone: **03 318 8836**

Mobile: **027 594 8423** (text only)

Email: darfieldpreschool@xtra.co.nz

Website: <http://darfieldpreschool.co.nz/>

This month's recipe.....

How to Make Edible Slime

Most homemade slime is non-toxic to play with, but you can't eat it. Here's how to make edible slime to turn your fun into a delicious treat when you're done playing.

Edible Slime Ingredients:

- 14 oz. can sweetened condensed milk
- 1 tablespoon corn-starch
- food colouring
- 1/4 teaspoon vanilla extract (or your favourite flavour extract)

Directions:

1. In a saucepan over low heat, stir together the milk and corn-starch. Stir and heat until the mixture thickens.
2. Remove from heat. Stir in a couple drops of the food colouring and the vanilla extract. Allow the slime to cool.
3. Once cooled, it's ready to play with.
4. When you are finished playing with your slime, store it in a sealed plastic bag in the refrigerator. Refrigerated slime is good for a couple of days then needs to be discarded. Clean up the edible slime with warm soapy water but keep it away from carpets and upholstery.